

SVENSK STANDARD

SS-ISO 21250-2:2020

**Rolling bearings – Noise testing of rolling bearing greases –
Part 2: Test and evaluation method BQ+ (ISO 21250-2:2020, IDT)**

**Rolling bearings – Noise testing of rolling bearing greases –
Part 2: Test and evaluation method BQ+ (ISO 21250-2:2020, IDT)**



sis Svenska
Institutet för
Standarder

Language: engelska/English

Edition: 1

This preview is downloaded from www.sis.se. Buy the entire standard via <https://www.sis.se/std-80023862>

Den här standarden kan hjälpa dig att effektivisera och kvalitetssäkra ditt arbete. SIS har fler tjänster att erbjuda dig för att underlätta tillämpningen av standarder i din verksamhet.

SIS Abonnemang

Snabb och enkel åtkomst till gällande standard med SIS Abonnemang, en prenumerationstjänst genom vilken din organisation får tillgång till all världens standarder, senaste uppdateringarna och där hela din organisation kan ta del av innehållet i prenumerationen.

Utbildning, event och publikationer

Vi erbjuder även utbildningar, rådgivning och event kring våra mest sålda standarder och frågor kopplade till utveckling av standarder. Vi ger också ut handböcker som underlättar ditt arbete med att använda en specifik standard.

Vill du delta i ett standardiseringsprojekt?

Genom att delta som expert i någon av SIS 300 tekniska kommittéer inom CEN (europeisk standardisering) och/eller ISO (internationell standardisering) har du möjlighet att påverka standardiseringsarbetet i frågor som är viktiga för din organisation. Välkommen att kontakta SIS för att få veta mer!

Kontakt

Skriv till kundservice@sis.se, besök [sis.se](https://www.sis.se) eller ring 08 - 555 523 10

© Copyright/Upphovsrätten till denna produkt tillhör Svenska institutet för standarder, Stockholm, Sverige. Upphovsrätten och användningen av denna produkt regleras i slutanvändarlicensen som återfinns på [sis.se/slutanvandarlicens](https://www.sis.se/slutanvandarlicens) och som du automatiskt blir bunden av när du använder produkten. För ordlista och förkortningar se [sis.se/ordlista](https://www.sis.se/ordlista).

© Copyright Svenska institutet för standarder, Stockholm, Sweden. All rights reserved. The copyright and use of this product is governed by the end-user licence agreement which you automatically will be bound to when using the product. You will find the licence at [sis.se/enduserlicenseagreement](https://www.sis.se/enduserlicenseagreement).

Upplysningar om sakinnehållet i standarden lämnas av Svenska institutet för standarder, telefon 08 - 555 520 00. Standarder kan beställas hos SIS som även lämnar allmänna upplysningar om svensk och utländsk standard.

Standarden är framtagen av kommittén för Rullningslager, SIS/TK 105.

Har du synpunkter på innehållet i den här standarden, vill du delta i ett kommande revideringsarbete eller vara med och ta fram andra standarder inom området? Gå in på www.sis.se - där hittar du mer information.

Den internationella standarden ISO 21250-2:2020 gäller som svensk standard. Detta dokument innehåller den officiella engelska versionen av ISO 21250-2:2020.

The International Standard ISO 21250-2:2020 has the status of a Swedish Standard. This document contains the official English version of ISO 21250-2:2020.

	Page
Foreword	v
Introduction	vi
1 Scope	1
2 Normative references	1
3 Terms and definitions	1
4 Symbols, abbreviated terms and subscripts	1
5 Calculation method	2
5.1 Signal processing	2
5.2 Calculation of damping.....	3
5.3 Calculation of peak values.....	3
6 Test method BQ+	4
6.1 Measuring principle.....	4
6.2 Testing procedure.....	4
7 Evaluation of results	5
7.1 Rating scale	5
7.2 Damping ability	6
Annex A (informative) Test machine, test setup, electronic system and test reports: examples	7
Annex B (informative) Recommendation for inserting the amount of grease	12
Annex C (informative) Practical hints for calibration	15
Bibliography	17

Foreword

ISO (the International Organization for Standardization) is a worldwide federation of national standards bodies (ISO member bodies). The work of preparing International Standards is normally carried out through ISO technical committees. Each member body interested in a subject for which a technical committee has been established has the right to be represented on that committee. International organizations, governmental and non-governmental, in liaison with ISO, also take part in the work. ISO collaborates closely with the International Electrotechnical Commission (IEC) on all matters of electrotechnical standardization.

The procedures used to develop this document and those intended for its further maintenance are described in the ISO/IEC Directives, Part 1. In particular, the different approval criteria needed for the different types of ISO documents should be noted. This document was drafted in accordance with the editorial rules of the ISO/IEC Directives, Part 2 (see www.iso.org/directives).

Attention is drawn to the possibility that some of the elements of this document may be the subject of patent rights. ISO shall not be held responsible for identifying any or all such patent rights. Details of any patent rights identified during the development of the document will be in the Introduction and/or on the ISO list of patent declarations received (see www.iso.org/patents).

Any trade name used in this document is information given for the convenience of users and does not constitute an endorsement.

For an explanation of the voluntary nature of standards, the meaning of ISO specific terms and expressions related to conformity assessment, as well as information about ISO's adherence to the World Trade Organization (WTO) principles in the Technical Barriers to Trade (TBT) see www.iso.org/iso/foreword.html.

This document was prepared by Technical Committee ISO/TC 4, *Rolling bearings*.

This document is intended to be used in conjunction with ISO 21250-1.

A list of all parts in the ISO 21250 series can be found on the ISO website.

Any feedback or questions on this document should be directed to the user's national standards body. A complete listing of these bodies can be found at www.iso.org/members.html.

Introduction

The rolling bearing life theory emphasizes the use of pure and homogeneous lubricants as essential for a long bearing service life. The lubrication of rolling bearings is described in several national standards. The GfT worksheet 3^[12] contains theoretical and practical knowledge of rolling bearing lubrication.

Grease lubrication is the most common type of rolling bearing lubrication. The purity grade of rolling bearing grease is influenced by thickeners, base oils, additives and solid lubricant additives as well as the manufacturing process and is reflected in the running noise. Therefore, noise testing of rolling bearing greases is recommended.

In addition, grease noise testing in accordance with this document allows the grease manufacturers to develop low-noise lubricants with better damping properties. This document can also support the rolling bearing manufacturers and end-users in the selection of low noise grease with better damping properties.

This document covers requirements for the testing assembly and the test machine of method BQ+ to determine and assess the noise characteristics of rolling bearing grease jointly with ISO 21250-1, ISO 21250-3 and ISO 21250-4.

1 Scope

This document specifies the testing and evaluation method of rolling bearing grease noise in accordance with the method BQ+.

2 Normative references

The following documents are referred to in the text in such a way that some or all of their content constitutes requirements of this document. For dated references, only the edition cited applies. For undated references, the latest edition of the referenced document (including any amendments) applies.

ISO 5593, *Rolling bearings — Vocabulary*

ISO 15242-1, *Rolling bearings — Measuring methods for vibration — Part 1: Fundamentals*

ISO 21250-1:2020, *Rolling bearings — Noise testing of rolling bearing greases — Part 1: Basic principles, testing assembly and test machine*

3 Terms and definitions

For the purposes of this document, the terms and definitions given in ISO 5593, ISO 15242-1, ISO 21250-1 and the following apply.

ISO and IEC maintain terminological databases for use in standardization at the following addresses:

- ISO Online browsing platform: available at <https://www.iso.org/obp>
- IEC Electropedia: available at <http://www.electropedia.org/>

3.1

sampling rate

sample rate

<signal processing> frequency with which a continuous signal is sampled and converted into a time-discrete signal

Note 1 to entry: The unit is hertz (Hz) or samples (readings) per second [samples per second (samples/s)].

3.2

peak reset

manual or automatic zeroizing of the peak detector

4 Symbols, abbreviated terms and subscripts

For the application of this document, the symbols, abbreviated terms and subscripts according to ISO 21250-1:2020, Table 1 and Table 2, in addition to the symbols and abbreviated terms contained in [Table 1](#) and the subscripts contained in [Table 2](#), apply.

Table 1 — Symbols and abbreviated terms

Symbol/abbreviated term	Unit	Description
f	Hz	Frequency
FFT	—	Fast Fourier transform
GD	—	Grease damping
H^a	—	High-band, H-band (1 800 Hz to 10 000 Hz)

^a Can be also used as subscript to indicate the related band.

^b The L-band is used in noise and vibration analysis in the ISO 15242 series. However, this document does not consider this frequency range for grease noise testing and its analysis.

Table 1 (continued)

Symbol/abbreviated term	Unit	Description
L ^b	—	Low-band, L-band (50 Hz to 300 Hz)
M ^a	—	Medium-band, M-band (300 Hz to 1 800 Hz)
v	μm·s ⁻¹	Vibration velocity

^a Can be also used as subscript to indicate the related band.

^b The L-band is used in noise and vibration analysis in the ISO 15242 series. However, this document does not consider this frequency range for grease noise testing and its analysis.

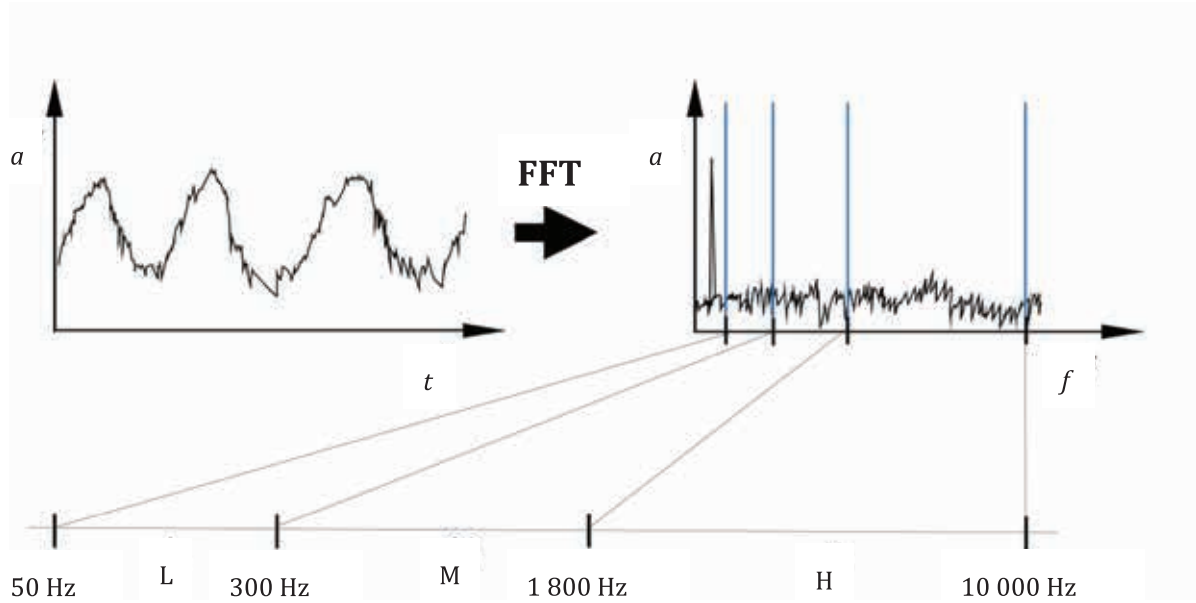
Table 2 — Subscripts

Subscript	Description
BQ+	Method BQ+ according to this document
NL	Noise level, average value (of vibration velocity)
ref	Reference, ungreased bearing
rms	Root mean square

5 Calculation method

5.1 Signal processing

The recorded time signal is transformed into a frequency signal via fast Fourier transform (FFT) and is subjected to an analysis of the bands (L-, M- and H-band; effective value/rms-value), as shown in [Figure 1](#).



Key

- a amplitude
- f frequency
- t time
- FFT fast Fourier transform
- H H-band
- L L-band
- M M-band

Figure 1 — Signal transformation

5.2 Calculation of damping

The damping ability is to be calculated according to [Formulae \(1\)](#) and [\(2\)](#).

M-band:

$$GD_{M\ BQ+} = \frac{V_{NL, M\ ref} - V_{NL, M}}{V_{NL, M\ ref}} \tag{1}$$

H-band:

$$GD_{H\ BQ+} = \frac{V_{NL, H\ ref} - V_{NL, H}}{V_{NL, H\ ref}} \tag{2}$$

5.3 Calculation of peak values

The peak detection algorithm for processing of the input signal is shown in ISO 21250-1:2020, Figure 1 a).

The flow chart for determining the peak values is shown in [Figure 2](#).

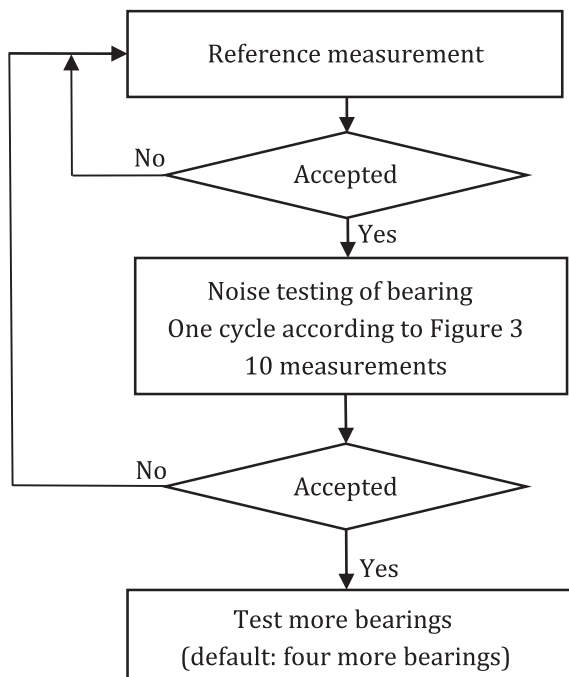


Figure 2 — Flow chart of grease noise assessing BQ+

The sampling rate of 25,6 kHz over a measurement period of 3,2 s shall be applied.

6 Test method BQ+

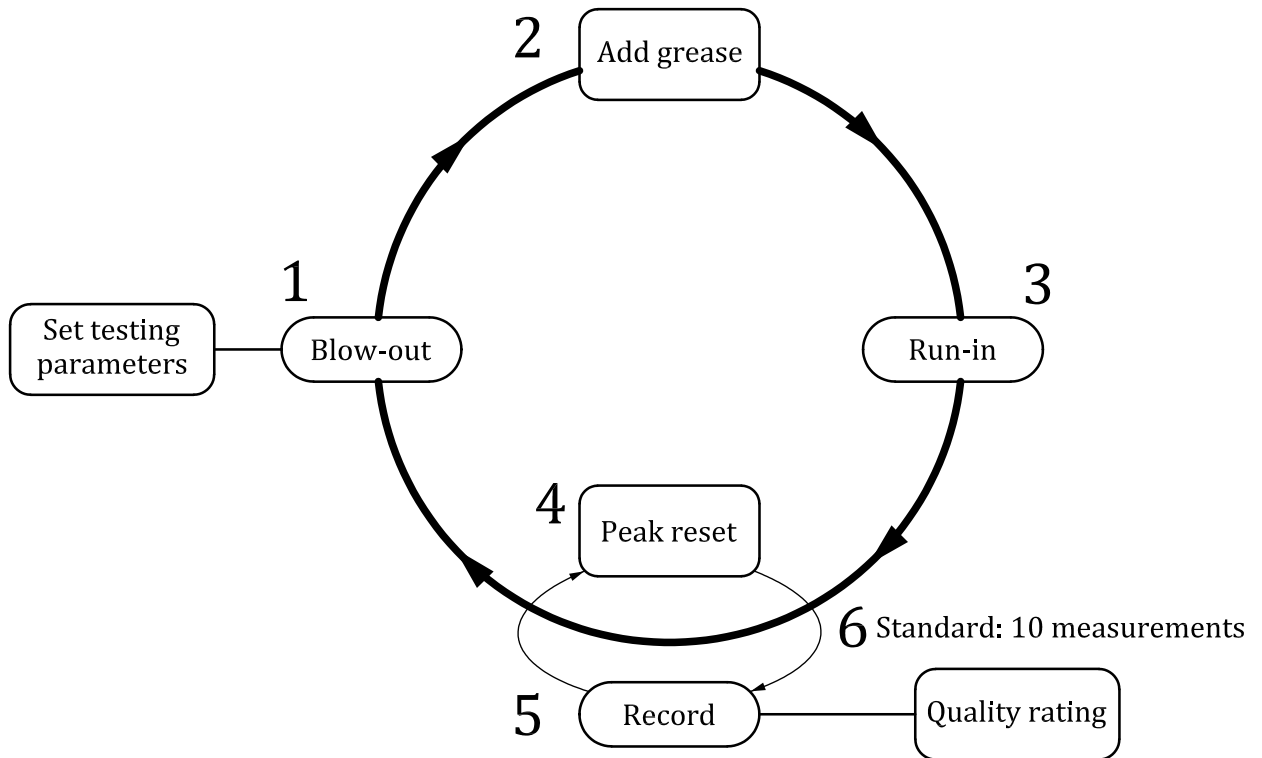
6.1 Measuring principle

For the application of this document, the measuring principle, test bearings and amount of grease, test load, spindle speed, signal recording and display of measuring results according to ISO 21250-1:2020, Clause 7, shall apply.

An example of a test machine, the test setup, electronic system and test reports is given in [Annex A](#). A recommendation for inserting the amount of grease is given in [Annex B](#) and practical hints for calibration are given in [Annex C](#).

6.2 Testing procedure

The testing procedure is illustrated in [Figure 3](#) and is defined in the key to [Figure 3](#).



Key

- 1 blow-out: this is to empty and clean the test bearing and create space for the next grease fill
- 2 add grease; dosage and pressure reduction: this provides for injecting a certain grease quantity out of the dosing unit to test bearing. Instructions for injecting the amount of grease are included in [Annex B](#)
- 3 running-in: after each dosage, the bearing shall be run-in for a certain time (default: 10 s) to distribute the grease in the bearing
- 4 peak reset shall be carried out before the next measurement
- 5 record peak: the highest peak value recorded during the measurement time (default: 3,2 s) shall be registered
- 6 further measurements shall be carried out, until the specified number of measurements is done (standard: 10 measurements in total)

Figure 3 — Graphical representation of a cycle

More cycles shall be completed until the specified number of doses has been carried out (standard: 10 doses in total). Further bearings (standard: five in total) shall be examined. After completing the testing procedure, the recorded peak values shall be evaluated according to the quality rating scale given in [Clause 7](#).

7 Evaluation of results

7.1 Rating scale

The GN (grease noise) scale in accordance with [Table 3](#) can be used to assess the noise behaviour of the lubricating grease.