

# SVENSK STANDARD

## SS-ISO 6622-1:2007

Fastställt/Approved: 2007-12-05

Publicerad/Published: 2008-01-07

Utgåva/Edition: 2

Språk/Language: engelska/English

ICS: 27.020

---

### **Förbränningsmotorer – Kolvringar – Del 1: Rektangulära ringar i gjutjärn (ISO 6622-1:2003, IDT)**

### **Internal combustion engines – Piston rings – Part 1: Rectangular rings made of cast iron (ISO 6622-1:2003, IDT)**

This preview is downloaded from [www.sis.se](http://www.sis.se). Buy the entire standard via <https://www.sis.se/std-64237>

# Hitta rätt produkt och ett leveranssätt som passar dig

## Standarder

Genom att följa gällande standard både effektiviserar och säkrar du ditt arbete. Många standarder ingår dessutom ofta i paket.

## Tjänster

Abonnemang är tjänsten där vi uppdaterar dig med aktuella standarder när förändringar sker på dem du valt att abonnera på. På så sätt är du säker på att du alltid arbetar efter rätt utgåva.

e-nav är vår online-tjänst som ger dig och dina kollegor tillgång till standarder ni valt att abonnera på dygnet runt. Med e-nav kan samma standard användas av flera personer samtidigt.

## Leveranssätt

Du väljer hur du vill ha dina standarder levererade. Vi kan erbjuda dig dem på papper och som pdf.

## Andra produkter

Vi har böcker som underlättar arbetet att följa en standard. Med våra böcker får du ökad förståelse för hur standarder ska följas och vilka fördelar den ger dig i ditt arbete. Vi tar fram många egna publikationer och fungerar även som återförsäljare. Det gör att du hos oss kan hitta över 500 unika titlar. Vi har även tekniska rapporter, specifikationer och "workshop agreement".

Matriser är en översikt på standarder och handböcker som bör läsas tillsammans. De finns på [sis.se](http://sis.se) och ger dig en bra bild över hur olika produkter hör ihop.

## Standardiseringsprojekt

Du kan påverka innehållet i framtida standarder genom att delta i någon av SIS ca 400 Tekniska Kommittéer.

# Find the right product and the type of delivery that suits you

## Standards

By complying with current standards, you can make your work more efficient and ensure reliability. Also, several of the standards are often supplied in packages.

## Services

Subscription is the service that keeps you up to date with current standards when changes occur in the ones you have chosen to subscribe to. This ensures that you are always working with the right edition.

e-nav is our online service that gives you and your colleagues access to the standards you subscribe to 24 hours a day. With e-nav, the same standards can be used by several people at once.

## Type of delivery

You choose how you want your standards delivered. We can supply them both on paper and as PDF files.

## Other products

We have books that facilitate standards compliance. They make it easier to understand how compliance works and how this benefits you in your operation. We produce many publications of our own, and also act as retailers. This means that we have more than 500 unique titles for you to choose from. We also have technical reports, specifications and workshop agreements.

Matrices, listed at [sis.se](http://sis.se), provide an overview of which publications belong together.

## Standardisation project

You can influence the content of future standards by taking part in one or other of SIS's 400 or so Technical Committees.

Den internationella standarden ISO 6622-1:2003 gäller som svensk standard. Detta dokument innehåller den officiella engelska versionen av ISO 6622-1:2003.

Denna standard ersätter SS-ISO 6622-1, utgåva 1.

The International Standard ISO 6622-1:2003 has the status of a Swedish Standard. This document contains the official English version of ISO 6622-1:2003.

This standard supersedes the Swedish Standard SS-ISO 6622-1, edition 1.

© Copyright/Upphovsrätten till denna produkt tillhör SIS, Swedish Standards Institute, Stockholm, Sverige. Användningen av denna produkt regleras av slutanvändarlicensen som återfinns i denna produkt, se standardens sista sidor.

© Copyright SIS, Swedish Standards Institute, Stockholm, Sweden. All rights reserved. The use of this product is governed by the end-user licence for this product. You will find the licence in the end of this document.

Upplysningar om sakinnehållet i standarden lämnas av SIS, Swedish Standards Institute, telefon 08-555 520 00.

Standarder kan beställas hos SIS Förlag AB som även lämnar allmänna upplysningar om svensk och utländsk standard.

Information about the content of the standard is available from the Swedish Standards Institute (SIS), tel +46 8 555 520 00.

Standards may be ordered from SIS Förlag AB, who can also provide general information about Swedish and foreign standards.

SIS Förlag AB, SE 118 80 Stockholm, Sweden. Tel: +46 8 555 523 10. Fax: +46 8 555 523 11.

E-mail: [sis.sales@sis.se](mailto:sis.sales@sis.se) Internet: [www.sis.se](http://www.sis.se)

<b>Contents</b>	<b>Page</b>
Foreword .....	v
Introduction .....	vi
1 Scope .....	1
2 Normative references .....	1
3 Overview .....	1
4 Ring types and designation examples .....	2
4.1 Type R — Straight faced rectangular ring .....	2
4.2 Type B — Barrel faced rectangular ring .....	3
4.3 Type BA — Asymmetrical barrel faced rectangular ring $h_1 \geq 1,5$ mm .....	4
4.4 Type M — Taper faced rectangular ring .....	5
5 Common features .....	6
5.1 Type R — Straight faced rectangular ring .....	6
5.2 Type B — Barrel faced rectangular ring .....	8
5.3 Type BA — Asymmetrical barrel faced rectangular ring $h_1 \geq 1,5$ mm .....	9
5.4 Type M — Taper faced rectangular ring .....	10
5.5 Type R, B, BA and M rings (positive twist type) — Internal bevel or internal step top side .....	12
5.6 Type M rings (negative twist type), tapers M3 to M5 — Internal bevel or internal step bottom side .....	13
5.7 Type R, B, BA and M rings (positive twist type), and Type M rings (negative twist type) — Defined twist feature (IFV and IFVU) .....	14
5.8 Type R, B and BA rings — Outside chamfered edges (KA) .....	15
5.9 Type R, B, BA and M rings — Inside chamfered edges (KI) .....	15
5.10 Type R, B and BA rings — Outside and inside chamfered edges (KA + KI) .....	15
5.11 Type R, B, BA and M rings (fully faced, semi-inlaid and inlaid) — Plating/coating thickness .....	17
6 Force factors .....	17
7 Dimensions .....	18
Bibliography .....	30

## Foreword

ISO (the International Organization for Standardization) is a worldwide federation of national standards bodies (ISO member bodies). The work of preparing International Standards is normally carried out through ISO technical committees. Each member body interested in a subject for which a technical committee has been established has the right to be represented on that committee. International organizations, governmental and non-governmental, in liaison with ISO, also take part in the work. ISO collaborates closely with the International Electrotechnical Commission (IEC) on all matters of electrotechnical standardization.

International Standards are drafted in accordance with the rules given in the ISO/IEC Directives, Part 2.

The main task of technical committees is to prepare International Standards. Draft International Standards adopted by the technical committees are circulated to the member bodies for voting. Publication as an International Standard requires approval by at least 75 % of the member bodies casting a vote.

Attention is drawn to the possibility that some of the elements of this document may be the subject of patent rights. ISO shall not be held responsible for identifying any or all such patent rights.

ISO 6622-1 was prepared by Technical Committee ISO/TC 22, *Road vehicles*.

This second edition cancels and replaces the first edition (ISO 6622-1:1986), which has been technically revised.

ISO 6622 consists of the following parts, under the general title *Internal combustion engines — Piston rings*:

- *Part 1: Rectangular rings made of cast iron*
- *Part 2: Rectangular rings made of steel*

## **Introduction**

ISO 6622 is one of a number of series of International Standards dealing with piston rings for reciprocating internal combustion engines. Others are ISO 6621 [2], [3], [4], [5], ISO 6623 [6], ISO 6624 [7], [8], [9], [10], ISO 6625 [11], ISO 6626 [12], [13] and ISO 6627 [14].

The common features and dimensional tables presented in this part of ISO 6622 constitute a broad range of variables and, in selecting a particular ring type, the designer must bear in mind the conditions under which it will be required to operate.

It is also essential that the designer refer to the specifications and requirements of ISO 6621-3 [4] and ISO 6621-4 before completing selection.

# Internal combustion engines — Piston rings —

## Part 1: Rectangular rings made of cast iron

### 1 Scope

This part of ISO 6622 specifies the essential dimensional features of rectangular rings made of cast iron, Types R, B, BA and M, having diameters up to and including 200 mm, used in reciprocating internal combustion piston engines. It is also applicable to piston rings of compressors working under similar conditions.

### 2 Normative references

The following referenced documents are indispensable for the application of this document. For dated references, only the edition cited applies. For undated references, the latest edition of the referenced document (including any amendments) applies.

ISO 6621-4, *Internal combustion engines — Piston rings — Part 4: General specifications*

### 3 Overview

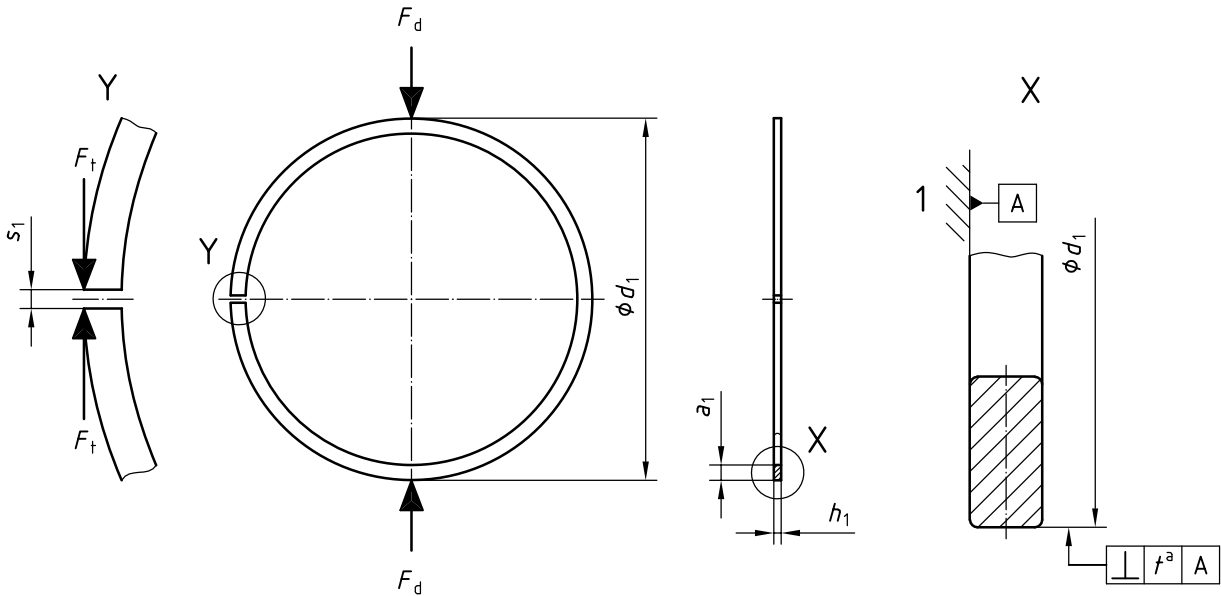
The rectangular ring types are specified in Tables 1 to 3 and Figures 1 to 4. Their common features and the dimensions of those features are specified in Tables 4 to 8 and Figures 5 to 31. Tables 9 and 10 give the force factors for the different ring types, while Tables 11 and 12 give the dimensions and forces of rectangular rings of radial wall thickness *regular* and  $D/22$ , respectively.

## 4 Ring types and designation examples

### 4.1 Type R — Straight faced rectangular ring

#### 4.1.1 General features

See Table 11 or 12 for dimensions and forces.



#### Key

1 reference plane

<sup>a</sup>  $t = 0,005 \times h_1$ .

Figure 1 — Type R

#### 4.1.2 Designation

**EXAMPLE** Designation of a piston ring complying with the requirements of ISO 6622-1, being a rectangular ring made of cast iron, with a straight faced peripheral surface (R), of nominal diameter  $d_1 = 90$  mm (90), of nominal ring width  $h_1 = 2,5$  mm (2,5), made of non heat treated grey cast iron, subclass 12 (MC12), phosphated on all sides (PO):

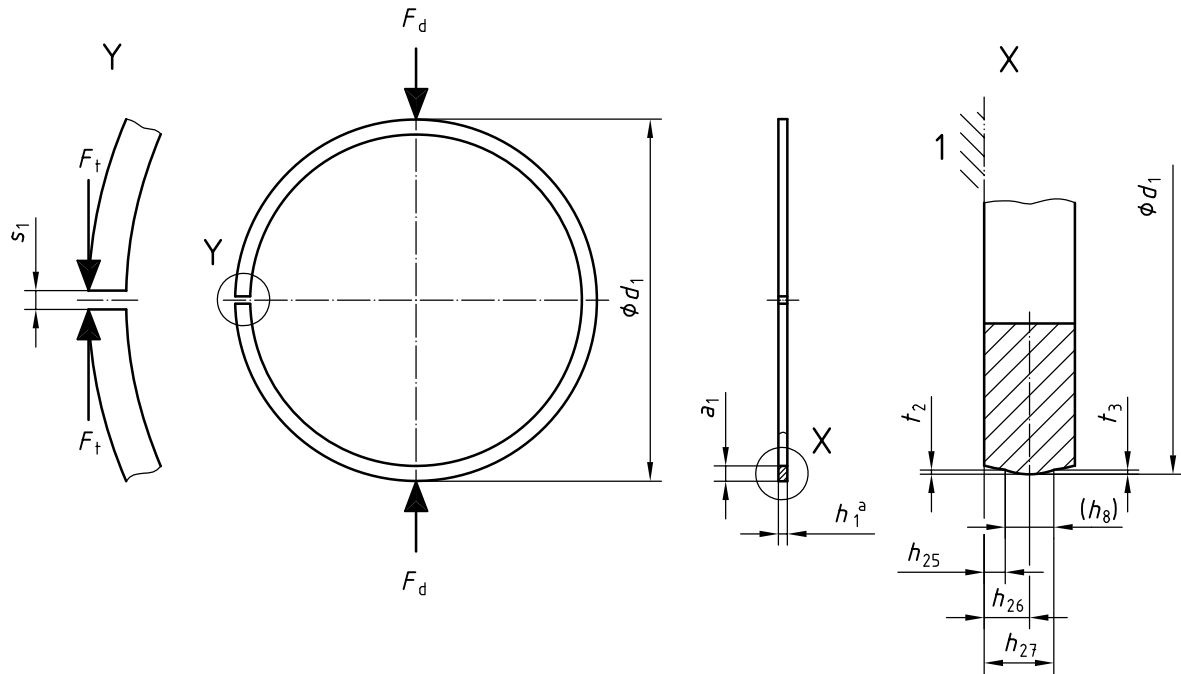
**Piston ring ISO 6622-1 R 90 × 2,5 - MC12/PO**



## 4.2 Type B — Barrel faced rectangular ring

### 4.2.1 General features

See Table 11 or 12 for dimensions and forces.



#### Key

1 reference plane

a See Table 1.

Figure 2 — Type B

Table 1 — Gauge width ( $h_8$ ) and barrel dimensions for symmetrical barrel faced compression rings

Dimensions in millimetres

$h_1$	$h_{25}^a$	$h_{26}$	$h_{26}$ tol.	$h_{27}$	$t_2, t_3^b$	$h_8^c$
1,2	0,30	0,60	$\pm 0,20$	0,90	0,003...0,012	0,60
1,5	0,35	0,75	$\pm 0,25$	1,15	0,003...0,015	0,80
1,75	0,35	0,85	$\pm 0,30$	1,35		1,00
2,0	0,40	1,00	$\pm 0,30$	1,60		1,20
2,5	0,45	1,25	$\pm 0,40$	2,05		1,60
3,0	0,50	1,50	$\pm 0,50$	2,50	0,005...0,020	2,00
3,5	0,55	1,75	$\pm 0,50$	2,95		2,40
4,0	0,60	2,00	$\pm 0,60$	3,40	0,005...0,023	2,80
4,5	0,65	2,25	$\pm 0,60$	3,85		3,20

a  $h_{25}$  may be lowered for rings with reduced edge dimensions.

b  $t_2$  and/or  $t_3$  can be changed as agreed between edge dimensions.

c Gauge width ( $h_8$ ) only informative; may be used only if agreed between manufacturer and client.

### 4.2.2 Designation

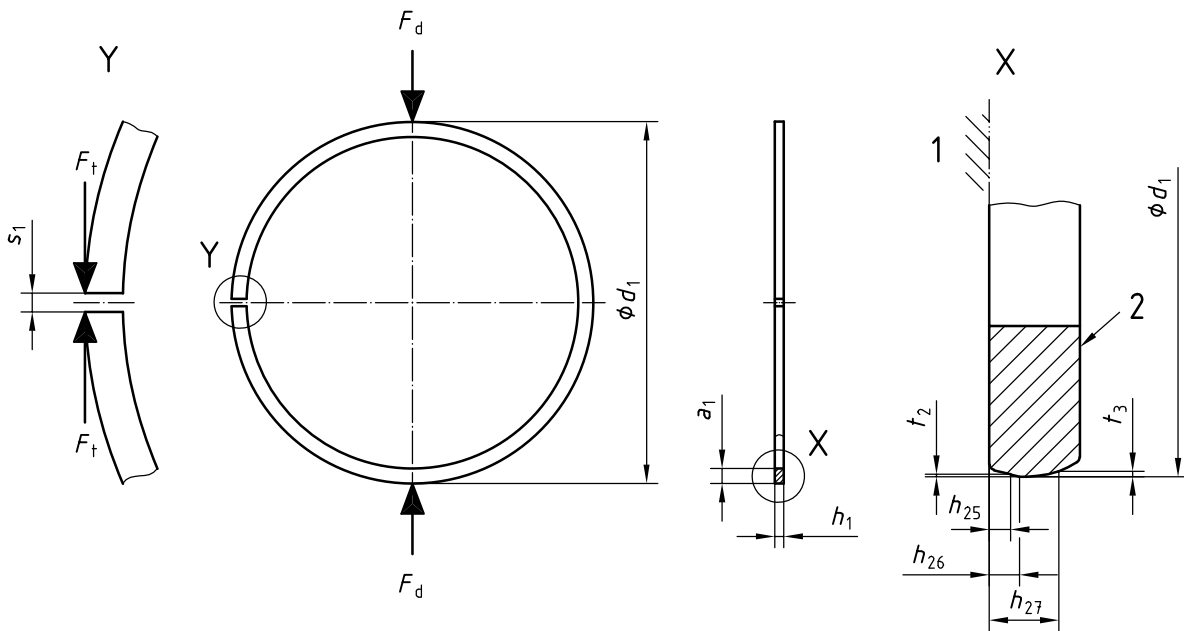
EXAMPLE Designation of a piston ring complying with the requirements of ISO 6622-1, being a rectangular ring made of cast iron, with a barrel faced peripheral surface (B), of nominal diameter  $d_1 = 90$  mm (90), of nominal width  $h_1 = 2,5$  mm (2,5), made of heat-treated martensitic spheroidal graphite cast iron, subclass 51 (MC51), with a chromium plated coating on the peripheral surface, and of minimum thickness 0,15 mm (CR3):

**Piston ring ISO 6622-1 - B 90 x 2,5 - MC51/CR3**

### 4.3 Type BA — Asymmetrical barrel faced rectangular ring $h_1 \geq 1,5$ mm

#### 4.3.1 General features

See Table 11 or 12 for dimensions and forces.



#### Key

- 1 reference plane
- 2 mark

**Figure 3 — Type BA**

**Table 2 — Barrel dimensions**

Dimensions in millimetres

$h_1$	$h_{25}^a$	$h_{26}$	$h_{26}$ tol.	$h_{27}$	$t_2^b$	$t_3^b$
1,5	0,35	0,50	$\pm 0,15$	1,15	0...0,005	0,007...0,022
1,75	0,35	0,55	$\pm 0,20$	1,35	0...0,007	0,008...0,025
2,0	0,40	0,60		1,50		0,009...0,030
2,5	0,45	0,70	$\pm 0,25$	1,80	0...0,008	0,011...0,035
3,0	0,55	0,80		2,10		0,012...0,038
3,5	0,60	0,90	$\pm 0,30$	2,40	0...0,009	0,012...0,040
4,0	0,65	0,95		2,80		0,013... 0,045
4,5	0,70	1,05	$\pm 0,35$	3,20	0...0,010	0,015... 0,050

<sup>a</sup>  $h_{25}$  may be lowered for rings with reduced edge dimensions.

<sup>b</sup>  $t_2$  and/or  $t_3$  may be varied as agreed between manufacturer and client.

### 4.3.2 Designation

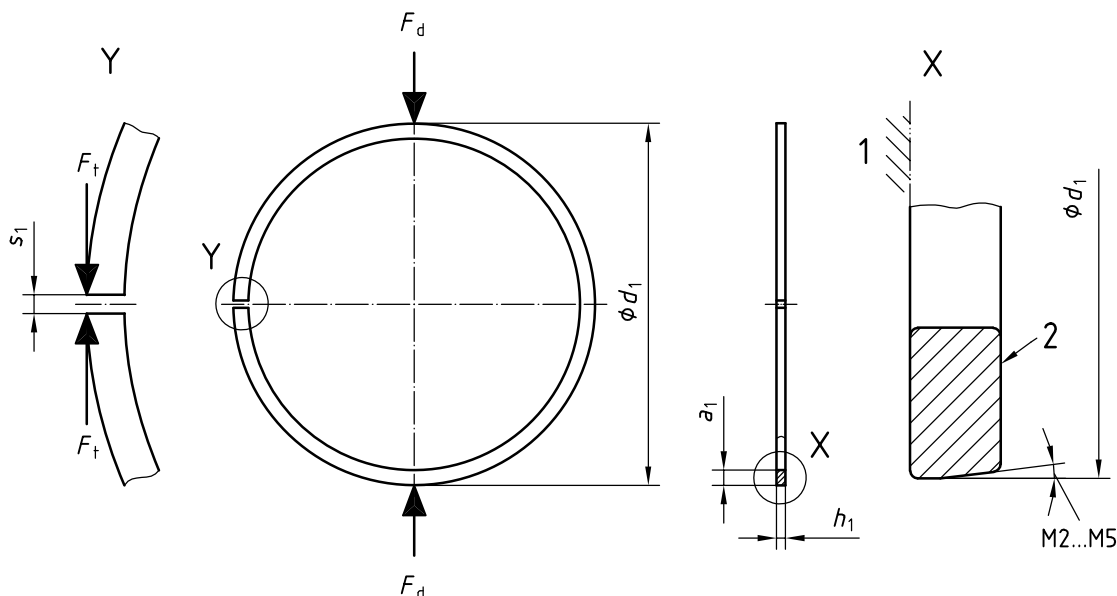
EXAMPLE Designation of a piston ring complying with the requirements of ISO 6622-1, being a rectangular ring made of cast iron, with an asymmetrical barrel faced peripheral surface (BA), of nominal diameter  $d_1 = 90$  mm (90), of nominal width  $h_1 = 2,5$  mm (2,5), made of heat-treated martensitic spheroidal graphite cast iron subclass 51 (MC51), and having a chromium plated coating on the peripheral surface with a minimum thickness of 0,15 mm (CR3):

Piston ring ISO 6622-1 BA 90 x 2,5 - MC51/CR3

## 4.4 Type M — Taper faced rectangular ring

### 4.4.1 General features

See Table 11 or 12 for dimensions and forces.



#### Key

- 1 reference plane
- 2 mark

Figure 4 — Type M